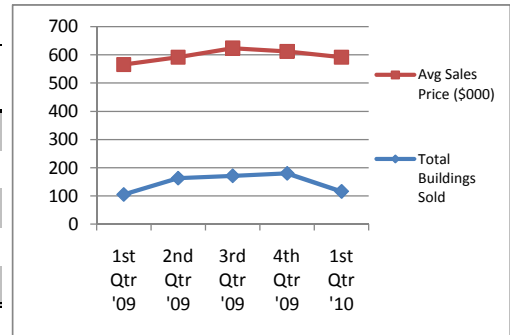


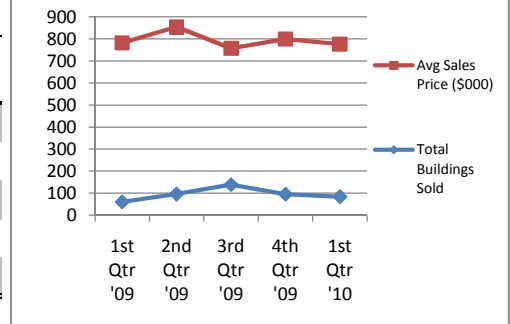
Single Family, 2BR 1BA

	Total Buildings Sold	Average	Low	High	Median	Average Days on Market	Premium
1st Qtr '09	105	\$566	\$197	\$955	\$555	56	100%
2nd Qtr '09	163	\$592	\$225	\$1,100	\$603	66	100%
3rd Qtr '09	171	\$624	\$115	\$1,750	\$625	43	103%
4th Qtr '09	180	\$612	\$190	\$1,075	\$616	47	103%
1st Qtr '10	116	\$592	\$130	\$1,075	\$620	50	102%



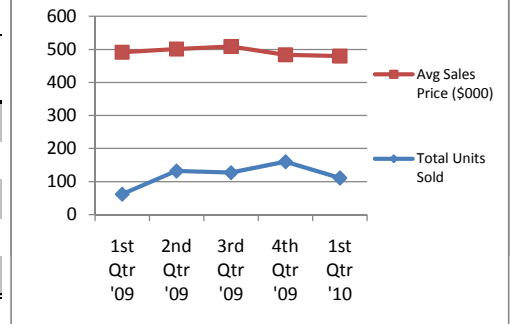
Single Family, 3BR 2BA

	Total Buildings Sold	Average	Low	High	Median	Average Days on Market	Premium
1st Qtr '09	60	\$782	\$370	\$1,395	\$778	66	98%
2nd Qtr '09	96	\$854	\$340	\$1,900	\$800	63	98%
3rd Qtr '09	139	\$757	\$279	\$1,515	\$730	58	100%
4th Qtr '09	95	\$799	\$315	\$1,600	\$798	54	101%
1st Qtr '10	84	\$776	\$220	\$1,550	\$765	53	102%



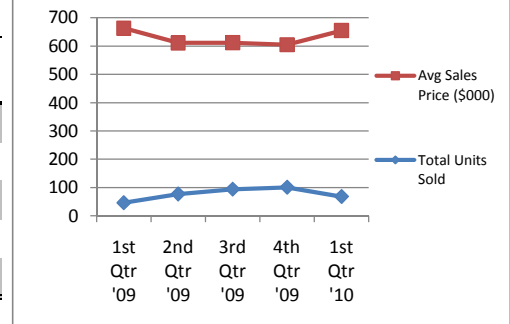
Condo/TIC, 1BR 1BA

	Total Units Sold	Average	Low	High	Median	Average Days on Market	Premium
1st Qtr '09	62	\$491	\$220	\$865	\$497	72	95%
2nd Qtr '09	132	\$501	\$230	\$1,300	\$499	66	97%
3rd Qtr '09	127	\$509	\$265	\$1,380	\$510	89	97%
4th Qtr '09	160	\$484	\$157	\$1,480	\$470	80	99%
1st Qtr '10	111	\$480	\$209	\$840	\$475	88	98%



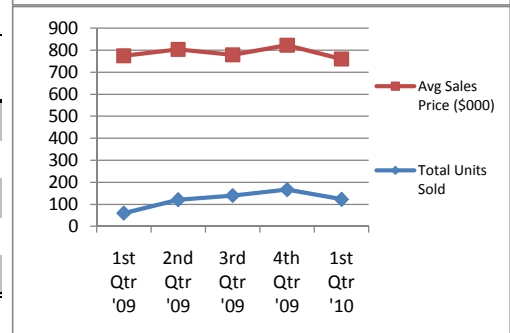
Condo/TIC, 2BR 1BA

	Total Units Sold	Average	Low	High	Median	Average Days on Market	Premium
1st Qtr '09	46	\$663	\$287	\$1,100	\$650	75	98%
2nd Qtr '09	77	\$611	\$298	\$1,795	\$560	82	98%
3rd Qtr '09	94	\$612	\$299	\$1,744	\$585	89	99%
4th Qtr '09	101	\$605	\$245	\$967	\$599	80	100%
1st Qtr '10	68	\$655	\$330	\$1,020	\$653	71	99%



Condo/TIC, 2BR 2BA

	Total Units Sold	Average	Low	High	Median	Average Days on Market	Premium
1st Qtr '09	60	\$774	\$300	\$2,350	\$700	85	96%
2nd Qtr '09	121	\$804	\$282	\$2,150	\$712	77	97%
3rd Qtr '09	140	\$779	\$350	\$2,550	\$721	85	98%
4th Qtr '09	167	\$822	\$300	\$2,242	\$750	87	97%
1st Qtr '10	123	\$760	\$285	\$2,000	\$725	78	97%



Prepared from data available from the San Francisco MLS as of the date of this report.

Monthly updates available WWW.BOLDSF.COM



The Union Street Office
2200 Union Street
San Francisco, CA 94113

The Market Street Office
2241 Market Street
San Francisco, CA 94114

John Oldfield 415-762-9608
joldfield@boldsf.com

Frank A. Bodnar 415-762-9362
fbodnar@boldsf.com

San Francisco Market Analysis

by Quarter
by District

4/6/2010

(Number of Bldgs - Avg Price)

Single Family, 2BR 1BA

District	1	2	3	4	5	6	7	8	9	10
1st Qtr '09	3 - 787	22 - 641	16 - 516	8 - 604	3 - 785	-	1 - 955	-	6 - 693	46 - 487
2nd Qtr '09	5 - 746	32 - 701	23 - 526	19 - 672	12 - 773	-	-	-	19 - 656	53 - 449
3rd Qtr '09	8 - 689	42 - 666	23 - 545	15 - 742	13 - 868	-	2 - 1,319	-	15 - 732	53 - 465
4th Qtr '09	8 - 773	43 - 685	18 - 564	10 - 645	12 - 798	2 - 688	1 - 929	1 - 530	19 - 683	64 - 495
1st Qtr '10	5 - 707	22 - 681	14 - 539	12 - 642	9 - 808	-	1 - 870	1 - 745	10 - 751	42 - 441

Single Family, 3BR 2BA

District	1	2	3	4	5	6	7	8	9	10
1st Qtr '09	4 - 1,072	7 - 810	8 - 692	8 - 922	10 - 1,049	1 - 1,125	-	-	5 - 727	17 - 518
2nd Qtr '09	4 - 814	24 - 796	5 - 737	15 - 897	11 - 1,174	1 - 1,040	4 - 1,500	-	13 - 964	19 - 520
3rd Qtr '09	4 - 785	28 - 760	10 - 694	18 - 820	18 - 1,112	1 - 730	-	-	20 - 815	40 - 553
4th Qtr '09	3 - 862	18 - 823	5 - 710	20 - 815	15 - 1,122	3 - 733	-	-	10 - 869	21 - 519
1st Qtr '10	3 - 1,014	13 - 781	11 - 697	16 - 802	14 - 1,184	-	-	1 - 1,120	5 - 760	21 - 478

Condo/TIC, 1BR 1BA

District	1	2	3	4	5	6	7	8	9	10
1st Qtr '09	5 - 546	3 - 348	1 - 290	-	13 - 473	5 - 536	4 - 574	9 - 531	21 - 487	1 - 220
2nd Qtr '09	4 - 566	2 - 398	6 - 282	2 - 325	26 - 460	9 - 429	20 - 604	24 - 562	36 - 507	3 - 361
3rd Qtr '09	2 - 573	2 - 455	4 - 286	-	20 - 481	9 - 529	17 - 628	35 - 520	37 - 485	1 - 265
4th Qtr '09	4 - 469	1 - 300	5 - 253	7 - 390	28 - 479	11 - 365	17 - 599	46 - 518	39 - 487	1 - 358
1st Qtr '10	7 - 453	-	2 - 247	1 - 295	12 - 497	11 - 477	6 - 625	29 - 484	43 - 472	-

Condo/TIC, 2BR 1BA

District	1	2	3	4	5	6	7	8	9	10
1st Qtr '09	4 - 611	2 - 750	-	-	19 - 676	4 - 658	4 - 888	1 - 615	10 - 620	2 - 358
2nd Qtr '09	7 - 552	1 - 475	-	-	38 - 616	6 - 649	3 - 1,175	6 - 752	15 - 468	1 - 350
3rd Qtr '09	9 - 532	3 - 518	-	-	37 - 629	18 - 581	4 - 1,094	5 - 804	17 - 513	1 - 299
4th Qtr '09	13 - 623	2 - 595	-	1 - 362	40 - 654	15 - 636	3 - 884	6 - 541	20 - 478	1 - 245
1st Qtr '10	9 - 558	2 - 678	-	2 - 515	30 - 710	1 - 785	5 - 894	9 - 547	10 - 567	-

Condo/TIC, 2BR 2BA

District	1	2	3	4	5	6	7	8	9	10
1st Qtr '09	-	1 - 535	3 - 388	-	10 - 814	9 - 696	3 - 853	11 - 899	21 - 806	2 - 462
2nd Qtr '09	2 - 988	2 - 585	4 - 363	2 - 568	15 - 783	5 - 751	13 - 974	33 - 946	41 - 750	4 - 350
3rd Qtr '09	6 - 800	2 - 663	4 - 389	3 - 582	23 - 723	13 - 696	17 - 923	27 - 968	37 - 768	7 - 412
4th Qtr '09	4 - 595	1 - 510	2 - 389	3 - 630	24 - 791	11 - 695	19 - 1,005	33 - 963	65 - 800	5 - 439
1st Qtr '10	8 - 714	2 - 1,154	5 - 372	1 - 530	9 - 793	7 - 659	11 - 984	27 - 909	47 - 723	6 - 334

Prepared from data available from the San Francisco MLS as of the date of this report.

Monthly updates available at: WWW.BOLDSF.COM



The Union Street Office
2200 Union Street
San Francisco, CA 94123

The Market Street Office
2241 Market Street
San Francisco, CA 94114

John Oldfield 415-762-9608
joldfield@boldsf.com

Frank A. Bodnar 415-762-9362
fbodnar@boldsf.com

2 Flat

	Total Building Sold	Average	Low	High	Median	Average Days on Market	Premium
1st Qtr '09	26	\$1,059	\$330	\$2,003	\$1,066	81	97%
2nd Qtr '09	57	\$983	\$350	\$1,900	\$950	102	97%
3rd Qtr '09	67	\$1,069	\$175	\$2,575	\$975	76	98%
4th Qtr '09	71	\$1,125	\$370	\$2,825	\$1,057	105	98%
1st Qtr '10	66	\$1,030	\$340	\$2,025	\$995	86	96%

3 Flat

	Total Building Sold	Average	Low	High	Median	Average Days on Market	Premium
1st Qtr '09	5	\$1,219	\$1,000	\$1,375	\$1,333	119	91%
2nd Qtr '09	8	\$966	\$370	\$1,670	\$955	101	93%
3rd Qtr '09	26	\$1,505	\$760	\$4,500	\$1,190	97	97%
4th Qtr '09	22	\$1,542	\$560	\$6,950	\$1,295	83	96%
1st Qtr '10	10	\$1,133	\$640	\$2,375	\$988	119	96%

4 Flat

	Total Building Sold	Average	Low	High	Median	Average Days on Market	Premium
1st Qtr '09	6	\$1,221	\$917	\$1,500	\$1,270	72	96%
2nd Qtr '09	12	\$1,041	\$788	\$1,322	\$971	78	93%
3rd Qtr '09	8	\$1,099	\$618	\$1,450	\$1,100	96	94%
4th Qtr '09	13	\$1,156	\$605	\$1,750	\$1,090	101	96%
1st Qtr '10	5	\$972	\$850	\$1,250	\$900	143	93%

Prepared from data available from the San Francisco MLS as of the date of this report.

Monthly updates available at: WWW.BOLDSF.COM



The Union Street Office
2200 Union Street
San Francisco, CA 94123

The Market Street Office
2241 Market Street
San Francisco, CA 94114

John Oldfield 415-762-9608
joldfield@boldsf.com

Frank A. Bodnar 415-762-9608
fbodnar@boldsf.com

San Francisco Market Analysis
by Quarter
by District

4/6/2010

2 Flat

(Number of Bldgs - Avg. Price)

<i>District</i>	1	2	3	4	5	6	7	8	9	10
1st Qtr '09	2 - 1,750	2 - 1,050	-	-	8 - 1,116	2 - 1,068	3 - 1,709	1 - 1,060	3 - 783	5 - 468
2nd Qtr '09	10 - 1,088	7 - 909	2 - 680	-	13 - 1,267	7 - 882	1 - 1,900	3 - 904	10 - 823	4 - 482
3rd Qtr '09	18 - 1,233	4 - 850	-	-	17 - 1,074	3 - 1,178	6 - 1,701	-	11 - 707	7 - 527
4th Qtr '09	16 - 1,321	8 - 951	1 - 396	-	23 - 1,152	5 - 1,122	2 - 2,444	3 - 1,550	10 - 759	3 - 513
1st Qtr '10	19 - 1,160	7 - 869	1 - 700	1 - 700	10 - 1,097	6 - 1,109	6 - 1,622	3 - 883	4 - 837	9 - 568

3 Flat

<i>District</i>	1	2	3	4	5	6	7	8	9	10
1st Qtr '09	1 - 1,350	1 - 1,375	-	-	2 - 1,167	1 - 1,035	-	-	-	-
2nd Qtr '09	-	2 - 1,160	1 - 670	1 - 790	2 - 1,285	1 - 1,010	-	-	-	1 - 370
3rd Qtr '09	1 - 975	4 - 976	-	-	9 - 1,397	1 - 925	5 - 2,363	2 - 2,810	2 - 790	2 - 868
4th Qtr '09	2 - 940	-	1 - 560	-	4 - 1,338	5 - 1,352	4 - 2,874	4 - 1,410	2 - 1,118	-
1st Qtr '10	3 - 1,269	-	1 - 640	-	-	2 - 908	1 - 2,375	-	3 - 898	-

4 Flat

<i>District</i>	1	2	3	4	5	6	7	8	9	10
1st Qtr '09	-	-	-	-	4 - 1,277	2 - 1,109	-	-	-	-
2nd Qtr '09	3 - 1,224	1 - 1,280	-	-	2 - 1,013	3 - 950	-	1 - 925	1 - 955	1 - 788
3rd Qtr '09	2 - 1,088	1 - 1,050	-	-	1 - 1,450	2 - 1,225	1 - 1,050	-	1 - 618	-
4th Qtr '09	2 - 1,070	2 - 1,095	-	-	2 - 1,231	-	1 - 1,750	2 - 1,583	3 - 910	2 - 842
1st Qtr '10	2 - 1,105	-	-	-	1 - 900	-	-	-	2 - 875	-

Prepared from data available from the San Francisco MLS as of the date of this report.

Monthly updates available at: WWW.BOLDSF.COM



The Union Street Office
2200 Union Street
San Francisco, CA 94123

The Market Street Office
2241 Market Street
San Francisco, CA 94114

John Oldfield 415-762-9608
joldfield@boldsf.com

Frank A. Bodnar 415-762-9362
fbodnar@boldsf.com