BERKSHIRE HATHAWAY HOMESERVICES | DRYSDALE PROPERTIES

# San Francisco
# New Listing Market Watch

| | Single Family Homes | | | Condominiums | | | Price Reductions | | |
|---|---|---|---|---|---|---|---|---|---|
| 14 Day Period through date | New Listings | New Listings in Contract | % of New Single Family Listings in Contract | New Listings | New Listings in Contract | % of New Condo Listings in Contract | Single Family Homes | Condos | Total New Listings |
| Sep 2, 2024 | 125 | 20 | 16.0% | 147 | 50 | 34.0% | 17 | 42 | 272 |
| Sep 16, 2024 | 222 | 18 | 8.1% | 396 | 45 | 11.4% | 35 | 86 | 618 |
| Sep 30, 2024 | 179 | 41 | 22.9% | 259 | 62 | 23.9% | 26 | 104 | 438 |
| Oct 14, 2024 | 158 | 33 | 20.9% | 215 | 60 | 27.9% | 35 | 98 | 373 |
| Oct 28, 2024 | 158 | 42 | 26.6% | 209 | 68 | 32.5% | 34 | 109 | 367 |
| Nov 11, 2024 | 115 | 26 | 22.6% | 119 | 60 | 50.4% | 63 | 20 | 234 |
| Nov 25, 2024 | 79 | 23 | 29.1% | 123 | 62 | 50.4% | 24 | 59 | 202 |
| Dec 9, 2024 | 54 | 15 | 27.8% | 76 | 39 | 51.3% | 16 | 32 | 130 |
| Dec 23, 2024 | 35 | 18 | 51.4% | 49 | 48 | 98.0% | 8 | 25 | 84 |
| Jan 6, 2025 | 48 | 12 | 25.0% | 90 | 17 | 18.9% | 4 | 14 | 138 |
| Jan 20, 2025 | 118 | 16 | 13.6% | 250 | 32 | 12.8% | 10 | 42 | 368 |
| Feb 3, 2025 | 150 | 25 | 16.7% | 260 | 60 | 23.1% | 13 | 36 | 410 |
| Feb 17, 2025 | 127 | 20 | 15.7% | 223 | 57 | 25.6% | 14 | 63 | 350 |
| Mar 3, 2025 | 159 | 17 | 10.7% | 317 | 62 | 19.6% | 16 | 65 | 476 |
| Mar 17, 2025 | 176 | 17 | 9.7% | 251 | 57 | 22.7% | 15 | 62 | 427 |
| Mar 31, 2025 | 189 | 20 | 10.6% | 293 | 63 | 21.5% | 18 | 72 | 482 |
| Apr 14, 2025 | 195 | 26 | 13.3% | 91 | 47 | 51.6% | 18 | 96 | 286 |
| Apr 28, 2025 | 211 | 28 | 13.3% | 251 | 59 | 23.5% | 24 | 108 | 462 |
| May 12, 2025 | 150 | 16 | 10.7% | 177 | 33 | 18.6% | 26 | 93 | 327 |
| May 26, 2025 | 166 | 36 | 21.7% | 189 | 78 | 41.3% | 32 | 73 | 355 |
| Jun 9, 2025 | 170 | 34 | 20.0% | 245 | 52 | 21.2% | 36 | 105 | 415 |
| Jun 23, 2025 | 143 | 29 | 20.3% | 155 | 57 | 36.8% | 33 | 72 | 298 |
| Jul 7, 2025 | 82 | 32 | 39.0% | 124 | 56 | 45.2% | 21 | 61 | 206 |
| Jul 21, 2025 | 109 | 26 | 23.9% | 178 | 42 | 23.6% | 19 | 54 | 287 |
| Aug 4, 2025 | 95 | 20 | 21.1% | 158 | 55 | 34.8% | 21 | 48 | 253 |
| Aug 18, 2025 | 112 | 22 | 19.6% | 178 | 57 | 32.0% | 19 | 46 | 290 |
| Sep 1, 2025 | 140 | 20 | 14.3% | 173 | 56 | 32.4% | 12 | 43 | 313 |
| Sep 15, 2025 | 240 | 31 | 12.9% | 386 | 69 | 17.9% | 21 | 58 | 626 |
| Sep 29, 2025 | 178 | 27 | 15.2% | 235 | 53 | 22.6% | 22 | 69 | 413 |
| Oct 13, 2025 | 143 | 30 | 21.0% | 162 | 78 | 48.1% | 15 | 61 | 305 |
| Oct 27, 2025 | 166 | 33 | 19.9% | 158 | 62 | 39.2% | 12 | 64 | 324 |
| Nov 10, 2025 | 129 | 20 | 15.5% | 115 | 40 | 34.8% | 16 | 50 | 244 |
| Nov 24, 2025 | 71 | 24 | 33.8% | 113 | 51 | 45.1% | 10 | 33 | 184 |
| Dec 8, 2025 | 62 | 11 | 17.7% | 65 | 42 | 64.6% | 7 | 24 | 127 |
| Dec 22, 2025 | 38 | 11 | 28.9% | 47 | 40 | 85.1% | 6 | 15 | 85 |
| Jan 5, 2026 | 29 | 4 | 13.8% | 50 | 15 | 30.0% | 4 | 6 | 79 |
| Jan 19, 2026 | 105 | 3 | 2.9% | 183 | 32 | 17.5% | 9 | 22 | 288 |
| Feb 2, 2026 | 123 | 11 | 8.9% | 261 | 31 | 11.9% | 8 | 31 | 384 |
| Feb 16, 2026 | 118 | 12 | 10.2% | 204 | 35 | 17.2% | 10 | 19 | 322 |
| Mar 2, 2026 | 131 | 21 | 16.0% | 263 | 51 | 19.4% | 5 | 29 | 394 |
| Mar 16, 2026 | 183 | 17 | 9.3% | 255 | 49 | 19.2% | 15 | 37 | 438 |
| Mar 30, 2026 | 178 | 15 | 8.4% | 286 | 53 | 18.5% | 11 | 45 | 464 |
| Apr 13, 2026 | 193 | 19 | 9.8% | 242 | 43 | 17.8% | 10 | 45 | 435 |
| Apr 27, 2026 | 218 | 24 | 11.0% | 270 | 64 | 23.7% | 9 | 54 | 488 |
| May 11, 2026 | 209 | 21 | 10.0% | 260 | 61 | 23.5% | 10 | 44 | 469 |
| May 25, 2026 | 165 | 19 | 11.5% | 206 | 55 | 26.7% | 10 | 49 | 371 |
| Jun 8, 2026 | 184 | 13 | 7.1% | 219 | 69 | 31.5% | 7 | 41 | 403 |
| Jun 22, 2026 | 115 | 15 | 13.0% | 174 | 75 | 43.1% | 12 | 38 | 289 |
| Jul 6, 2026 | 71 | 16 | 22.5% | 124 | 43 | 34.7% | 5 | 28 | 195 |
| Jul 20, 2026 | 121 | 10 | 8.3% | 197 | 34 | 17.3% | 7 | 27 | 318 |
| Aug 3, 2026 | 102 | 10 | 9.8% | 141 | 54 | 38.3% | 10 | 24 | 243 |
| Aug 17, 2026 | 124 | 8 | 6.5% | 183 | 45 | 24.6% | 4 | 20 | 307 |
| Aug 31, 2026 | 126 | 14 | 11.1% | 206 | 41 | 19.9% | 6 | 20 | 332 |
| Sep 14, 2026 | 195 | 14 | 7.2% | 282 | 34 | 12.1% | 6 | 25 | 477 |
| Sep 28, 2026 | 213 | 13 | 6.1% | 274 | 54 | 19.7% | 8 | 34 | 487 |
| Oct 12, 2026 | 168 | 12 | 7.1% | 213 | 35 | 16.4% | 6 | 45 | 381 |

**Frank Bodnar**, BRE #01247118
415-260-8724 | fbodnar@boldsf.com
**John Oldfield**, BRE #01292184
415-762-9608 | joldfield@boldsf.com

BERKSHIRE HATHAWAY HOMESERVICES | DRYSDALE PROPERTIES

# San Francisco
# New Listing Market Watch

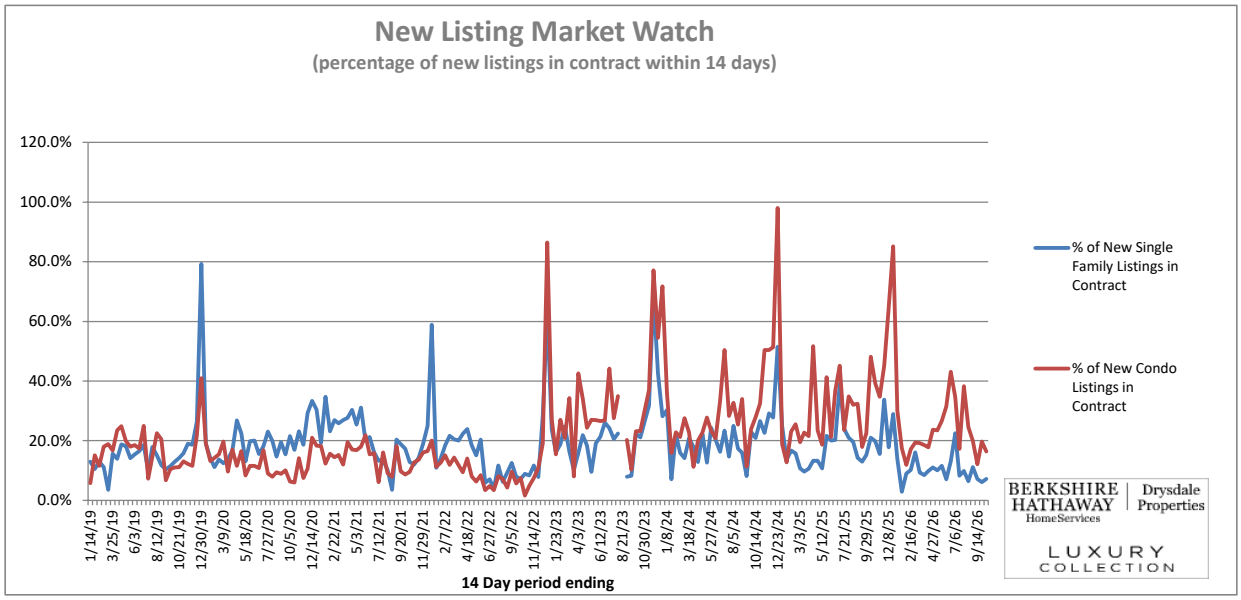


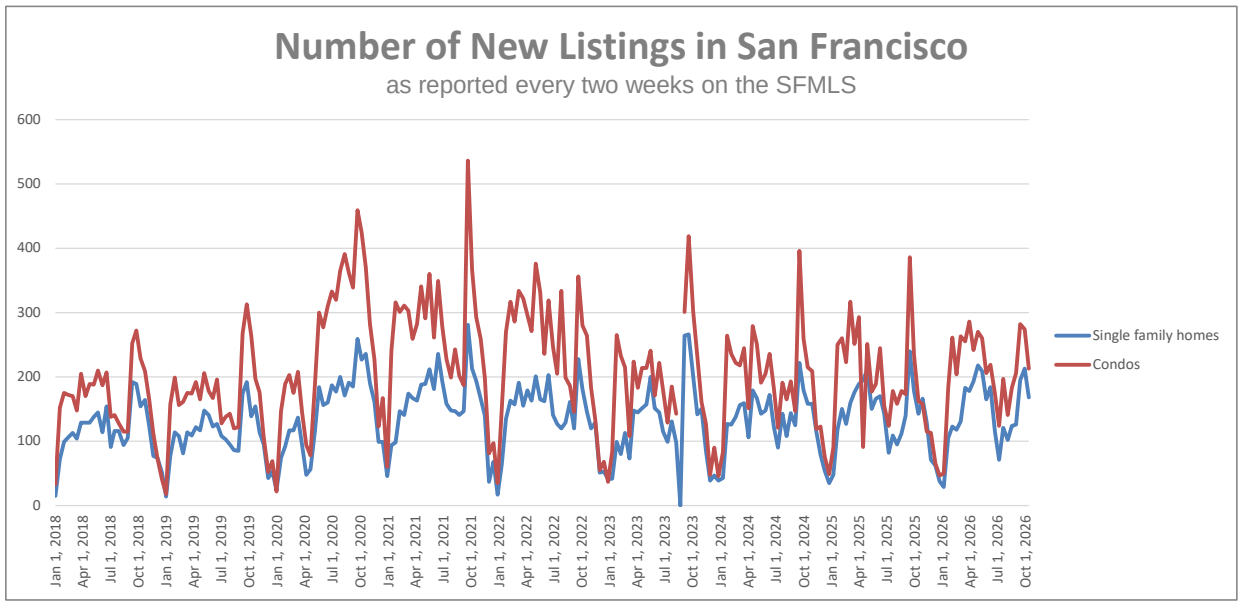


BERKSHIRE HATHAWAY HomeServices | Drysdale Properties
LUXURY COLLECTION

**Frank Bodnar**, BRE #01247118
415-260-8724 | fbodnar@boldsf.com
**John Oldfield**, BRE #01292184
415-762-9608 | joldfield@boldsf.com

BERKSHIRE HATHAWAY HOMESERVICES | DRYSDALE PROPERTIES

# San Francisco
# New Listing Market Watch

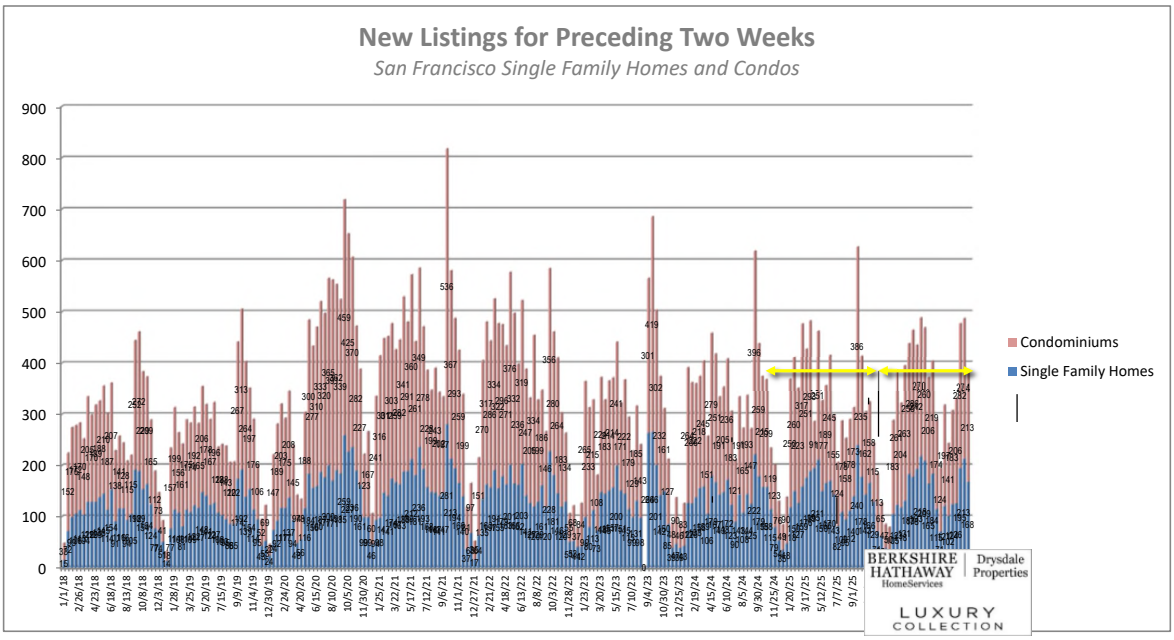


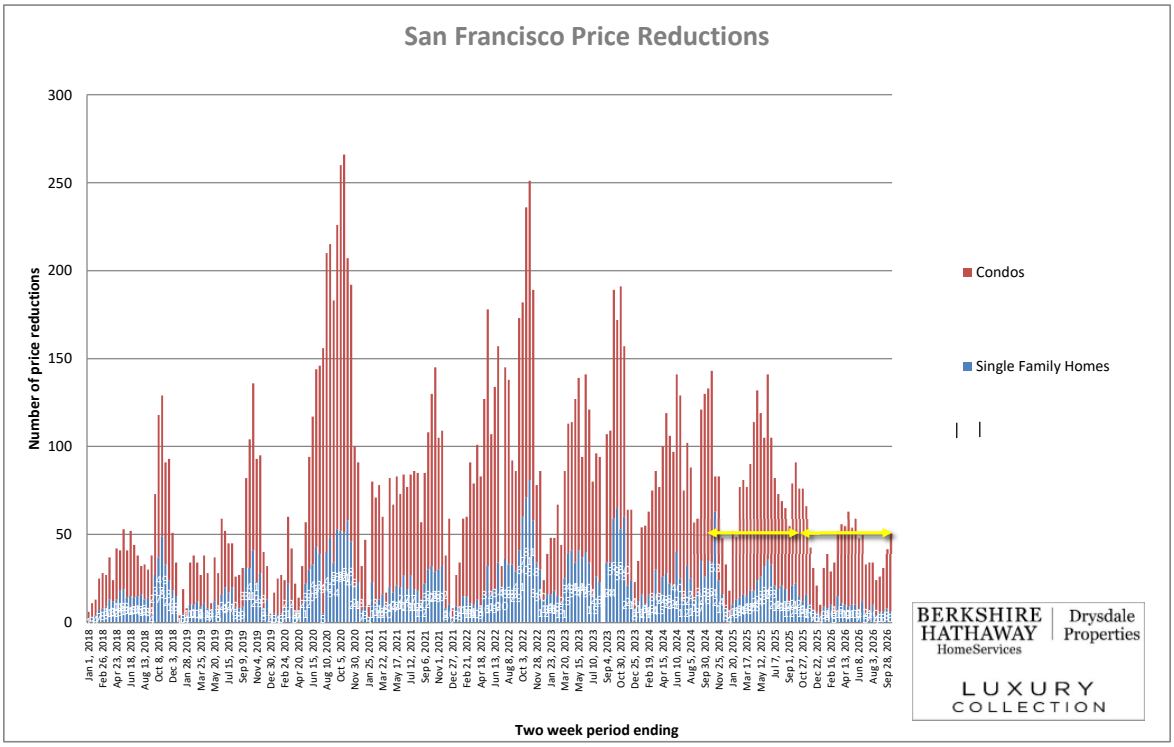


**Frank Bodnar**, BRE #01247118
415-260-8724 | fbodnar@boldsf.com
**John Oldfield**, BRE #01292184
415-762-9608 | joldfield@boldsf.com